



QlikView

QlikView

ZAMBEEF

InfoSense Ltd
Zambia

Business Analytics and Intelligence

QlikView is the world's first associative,
in-memory **Business Discovery platform.**

Let's get started!

Challenge:

Complex and changing business environments demand a Business Intelligence software solution that enables organisations to unlock valuable data and support effective decision making, increase efficiency *and reduce costs*.

Our Solution:

With QlikView, **Infosense** delivers a Business Intelligence software solution that provides deep insight into business performance.

WHAT IS BUSINESS INTELLIGENCE?

Business intelligence (BI) enables organisations to quickly and easily extract the essential information to empower decision makers. From intuitive data visualisation and cross-business analytics to performance measurement through Key Performance Indicators (KPIs) and trend analysis, over the past decade BI has become an essential business tool.

WHAT IS THE INFOSENSE BI SOLUTION?

From addressing a specific area of business need to creating a cross-organisational decision making resource, Infosense's expertise enables organisations to optimise QlikView and gain immediate advantage.

The best BI is: Qlikview

System Topology

Sharepoint/SAP connectors

Demo

*QlikView is a **single product** that has multiple components for use by people in various roles: business users, business analysts /BI application developers, and IT professionals.*

Why Qlikview?

It enables business users to **assemble data from multiple sources**, explore it, make discoveries, and uncover insights that enable them to solve business problems in new ways. QlikView works the way the mind works. Users conduct searches and interact with **dynamic dashboards and analytics from any device**.



BI: Business Intelligence & Analytics

- QlikView is the leading **Business Discovery platform**. It enables users to explore data, make discoveries, and uncover insights that enable them to solve business problems in new ways.
- QlikView is the most flexible Business Intelligence platform for turning data into knowledge. More than **24,000 organisations worldwide** have enabled their users to easily consolidate, search, and visually analyse all their data for unprecedented business insight using QlikView's simplicity.
- One of the QlikView's primary differentiators is the **associative user experience it delivers**.

QLIKVIEW'S BENEFITS

Benefits
at a glance

1 The Associative Experience

QlikView enables users to gain unexpected business insights by understanding how data is associated—and what data is not related. They can conduct direct and indirect searches across all data anywhere in the application—globally or within a single field. When the user clicks on a data point in a field, no queries are fired. Instead, all the other fields instantaneously filter themselves based on the selection the user made.



QLIKVIEW'S BENEFITS

Benefits
at a glance

2 Powered by In-Memory Technology

The engine behind associative search is QlikView's next-generation in-memory architecture. It virtually eliminates the problems and complexity plaguing traditional, slow, disk-based and query-based BI tools that deliver little more than static, prepackaged data. With QlikView, all your data is loaded in memory and available for instant associative search and real-time analysis with a few clicks.



QLIKVIEW'S BENEFITS

Benefits
at a glance

3

Fast to Deploy, IT Efficient

QlikView breaks out of the gridlock of the traditional BI world, where business users and developers spend months documenting and coding these requirements into dashboards, analysis, and reports, using different products for each output. Pulling data into QlikView takes minutes because data is not required to be staged or stored in intermediary formats such as data warehouses or cubes (although QlikView can source data from these systems).



MINUTES *vs* MONTHS

BI for
Manufacturing
&
Retail

The best BI is: Qlikview

System Topology

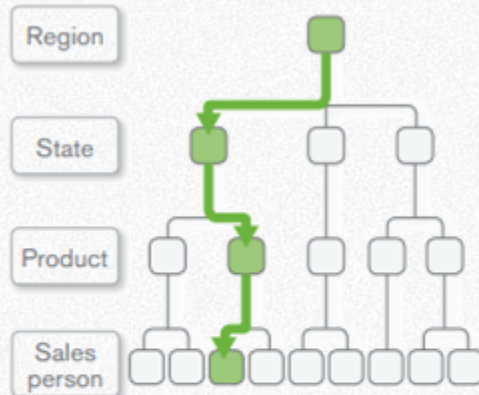
Sharepoint/SAP connectors

Demo

DATA ASSOCIATIONS

An hierarchy-free system that works like the human mind

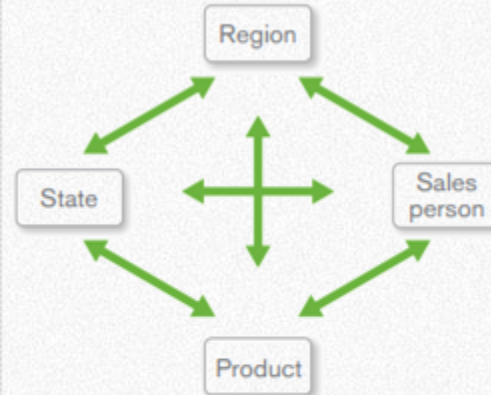
TRADITIONAL



IT driven

- Linear, pre-defined thinking
- Insights missed in hidden data
- Months to change
- Data-centric

ASSOCIATIVE

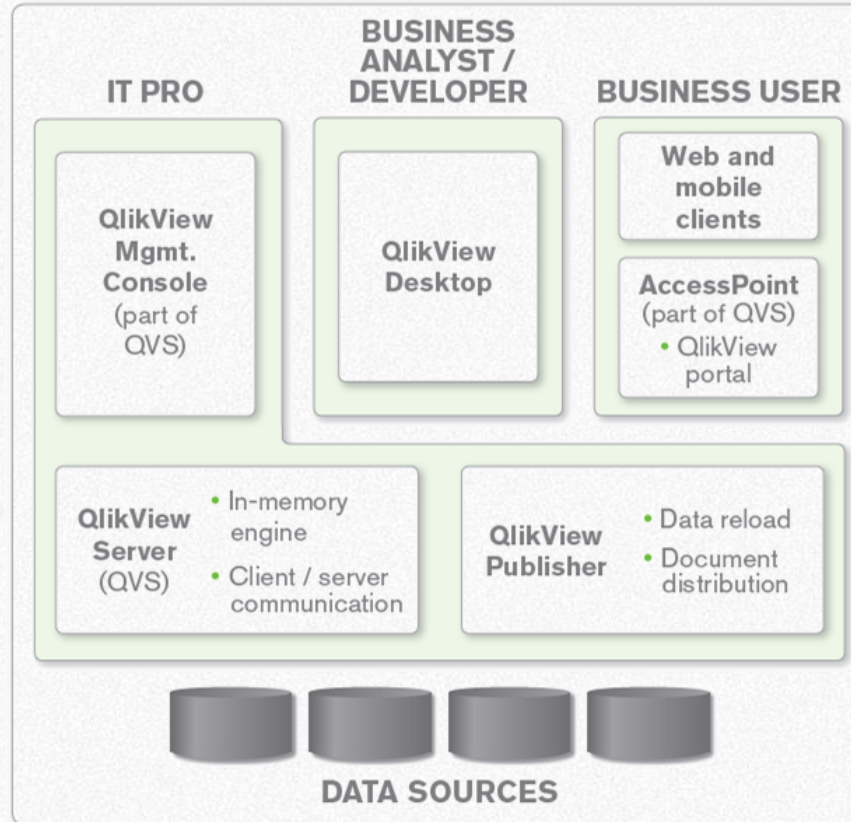


User driven

- Follows the user
- All data, always visible
- Minutes to change
- Insight driven

SYSTEMS INTERCONNECTIVITY

QlikView Anatomy & Topology



The best BI is: Qlikview

System Topology

Sharepoint/SAP connectors

Demo

QLIKVIEW WEB PARTS FOR USE WITH MICROSOFT SHAREPOINT

Interconnectivity

QlikView web parts for use with Microsoft SharePoint® enables users to embed QlikView content in SharePoint portals and applications. It's as easy as choosing the QlikView object web part from the SharePoint web parts library and changing its properties to point to the QlikView document and object (e.g., specific chart, graph, list box, etc.).

With QlikView web parts for Microsoft SharePoint, users can create mashups that place analytics and related content side by side in a collaborative environment that is familiar to users.



QLIKVIEW DATA CONNECTORS

Out of the box, QlikView can connect to data sources that adhere to standards such as ODBC (open database connectivity) and XML (extensible markup language), as well as to Microsoft Excel.

Developers can use the open QVX (QlikView data exchange) format for importing non-standard data sources into QlikView. QlikView also provides direct connectors to some of today's most popular business applications and platforms.



QLIKVIEW CONNECTOR FOR USE WITH SAP NETWEAVER

Using QlikView, organizations complement their centralized SAP reporting capabilities with instant, user-driven analysis, allowing decision-making at the speed of business. The QlikView Connector for Use with SAP NetWeaver® enables SAP users to perform quick, flexible, visual, ad hoc analysis and reporting. QlikView combines data from SAP® R/3®, mySAP™, SAP BW, and BEX queries with data from non-SAP systems. All of this data is available to users with a single click.

QlikView also offers out-of-the-box QlikStart templates for a range of SAP modules including Sales and Distribution (SD), Materials Management (MM), Project Systems (PS), Production Planning (PP), Human Resources (HR), Controlling (CO), and Finance (Account Receivable (AR), Accounts Payable (AP), and General Ledger (GL).

THANK YOU!

IT'S BEEN A PLEASURE

Need more help? Feel free to reach out to [Christos Emmanouilidis](#) or [Andreas Vlachos](#) with any questions, comments or concerns!